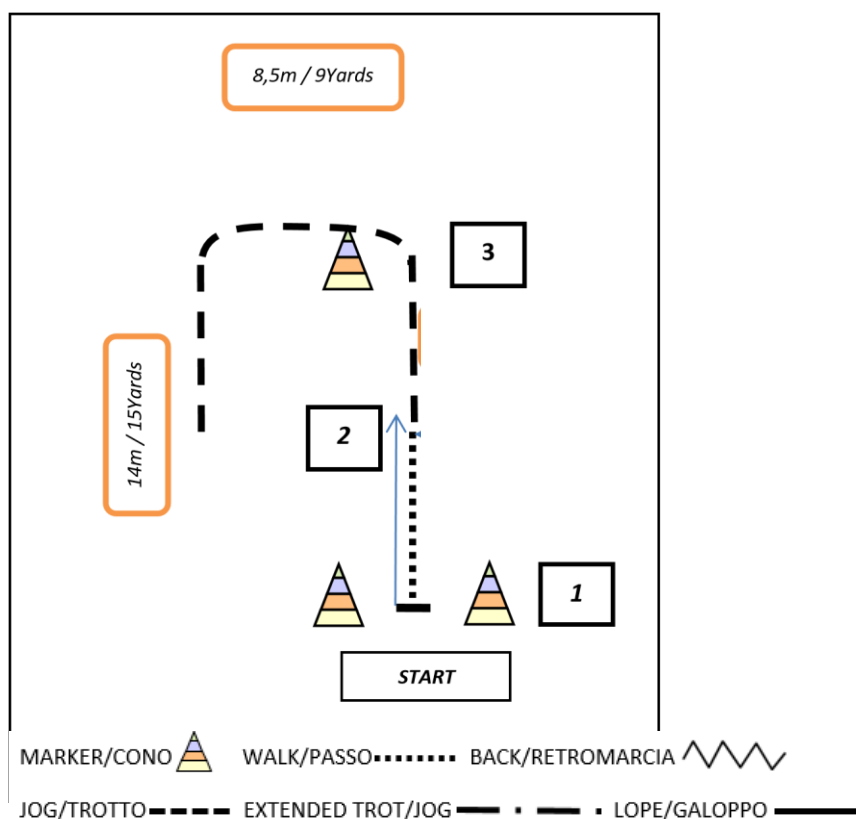


## # Halter, morfologia

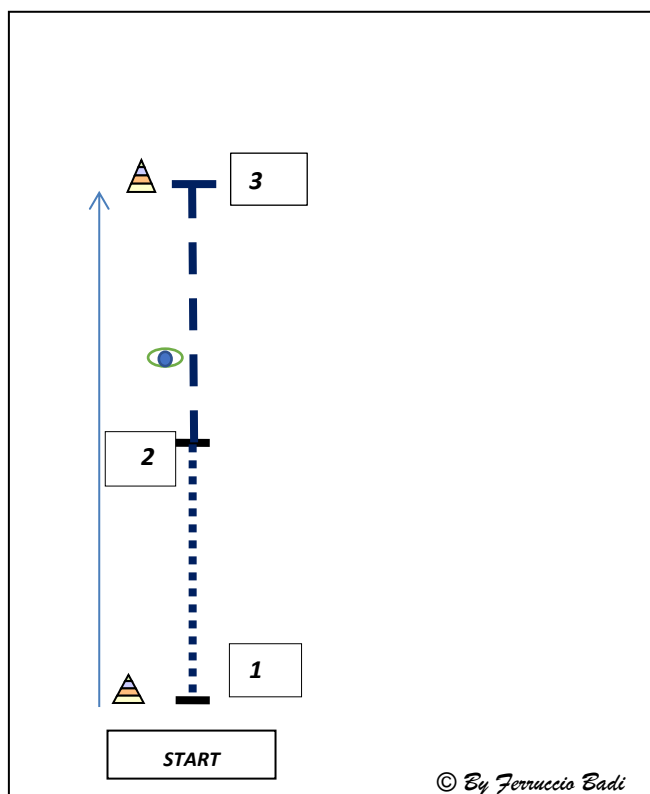



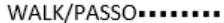




### Pattern:

1. **Pronti al Marker, appiombi e presentare il cavallo, passo;** *ready to the marker, set up and present your horse, walk*
2. **Al centro transizione al trotto e al trotto anche nell'angolo;** *in the middle jog and continuous to jog the corner*
3. **Stop, al livello del Giudice, appiombi e presentazione;** *Stop at the same level of the Judge, set up*

Note:

## # Pony and Beginner Showmanship at Halter



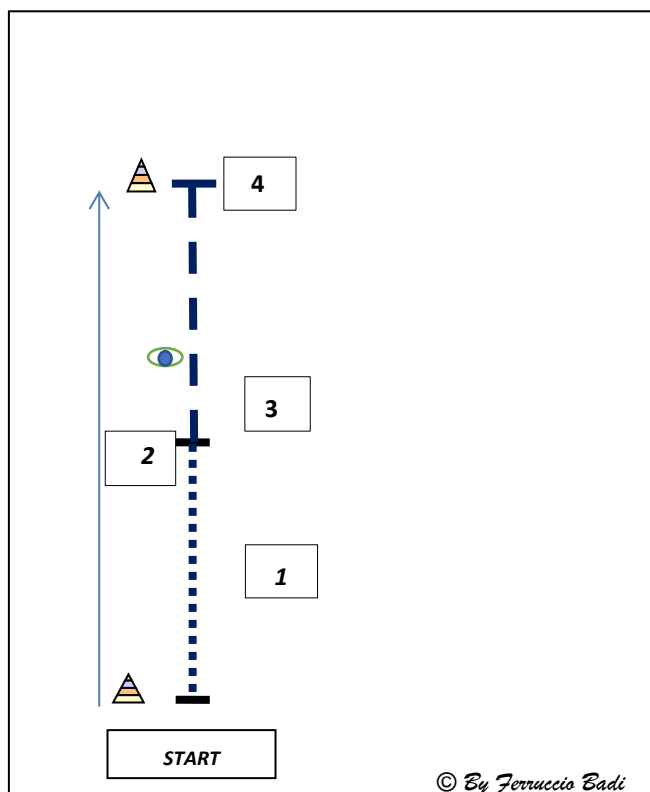
MARKER/CONO  WALK/PASSO  BACK/RETROMARCIA   
 JOG/TROTTO  EXTENDED TROT/JOG  LOPE/GALOPPO 







### Pattern:

1. **Pronti al marker 1, presentare il cavallo, partire: passo; ready at marker 1, present your horse, start: walk ,**
2. **Trotto; trot**
3. **Stop, Presentare il cavallo sugli appiombi; stop, present the horse and set up**

Note:

## # Walk & Trot Showmanship at Halter



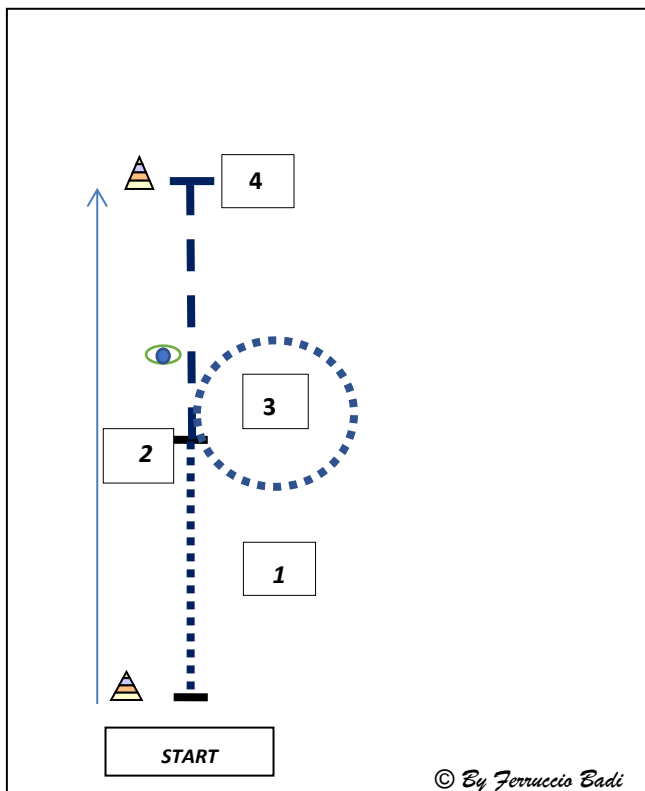
MARKER/CONO  WALK/PASSO  BACK/RETROMARCIA   
JOG/TROTTO  EXTENDED TROT/JOG  LOPE/GALOPPO 


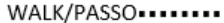




### Pattern:

1. Pronti al marker 1, presentare il cavallo, partire: passo; ready at marker 1, present your horse, start: walk,
2. Stop e appiombi /ispezione; stop and set up / inspection
3. Al cenno del Giudice trotto sino al marker; at the dismissal from the judge jog till marker
4. Stop, Presentare il cavallo sugli appiombi; Stop, present the horse and set up

Note:

## # Rookie Showmanship at Halter



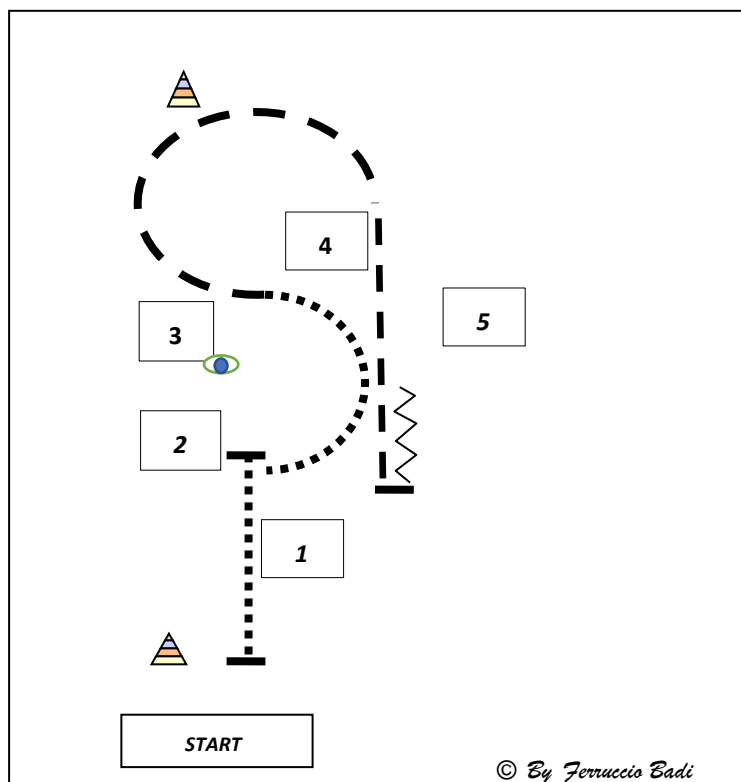
MARKER/CONO  WALK/PASSO  BACK/RETROMARCIA   
JOG/TROTTO  EXTENDED TROT/JOG  LOPE/GALOPPO 



### Pattern:

1. **Pronti al marker 1, presentare il cavallo, partire: passo; ready at marker 1, present your horse, start: walk,**
2. **Stop e appiombi /ispezione; stop and set up / inspection \***
3. **Al passo volta; walk a circle**
4. **Quando in linea trotto al marker, stop; when in line jog till marker, stop**
5. **Presentare il cavallo sugli appiombi; present the horse and set up**

Note:

## # NOVICE Showmanship at Halter (youth- amateur)

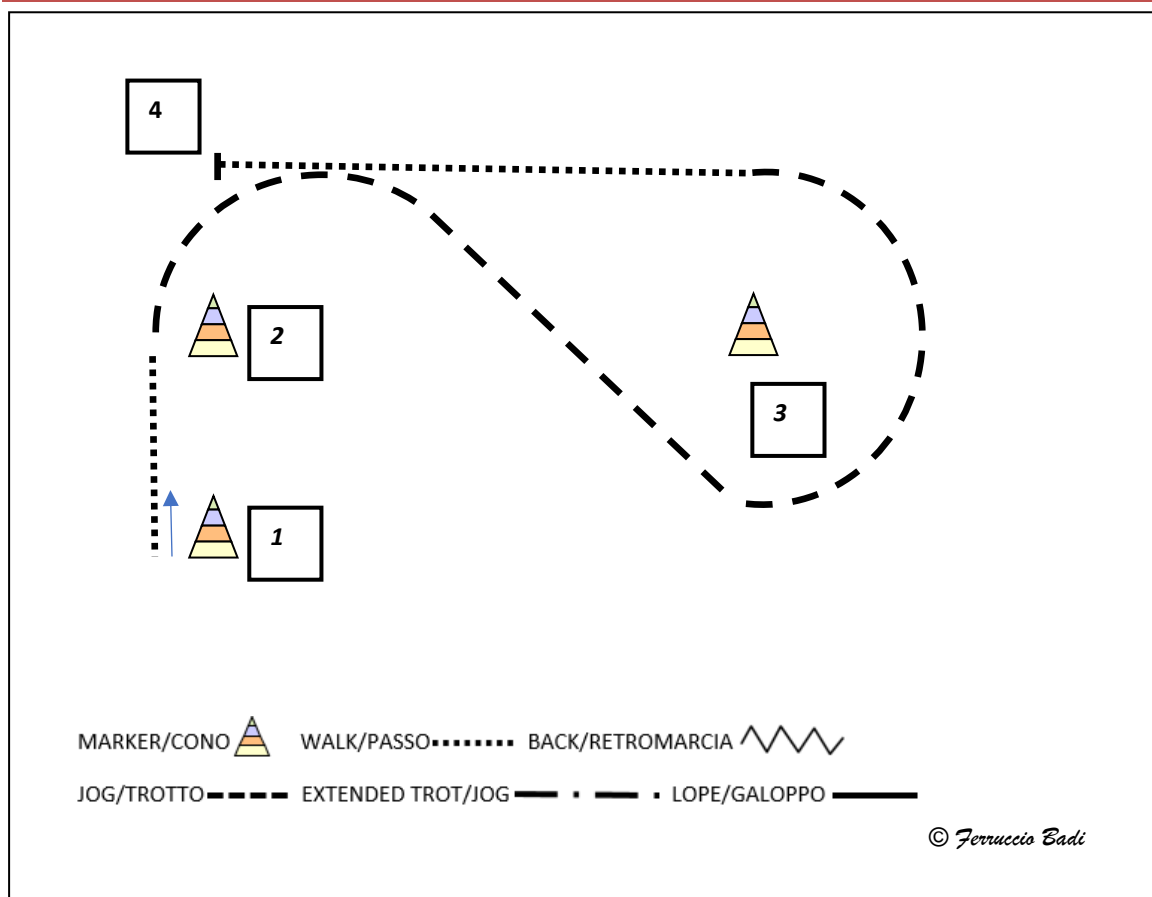


MARKER/CONO  WALK/PASSO..... BACK/RETROMARCIA   
JOG/TROTTO----- EXTENDED TROT/JOG — • — • LOPE/GALOPPO ———

### Pattern:

1. **Pronti al marker, presentare il cavallo, partenza passo per 1/3 della lunghezza, stop;** *ready to the marker, present your horse, walk to 1/3 of the line stop.*
2. **Stop e appiombi /ispezione;** *stop and set up / inspection \**
3. **90° a destra; passo per mezza volta, stop;** *90°to the right walk half of a circle,*
4. **Jog cerchio destra, non chiuderlo, stop;** *jog circle to the right do not close it, stop*
5. **Back 4 m, stop ;** *back 4m and stop*

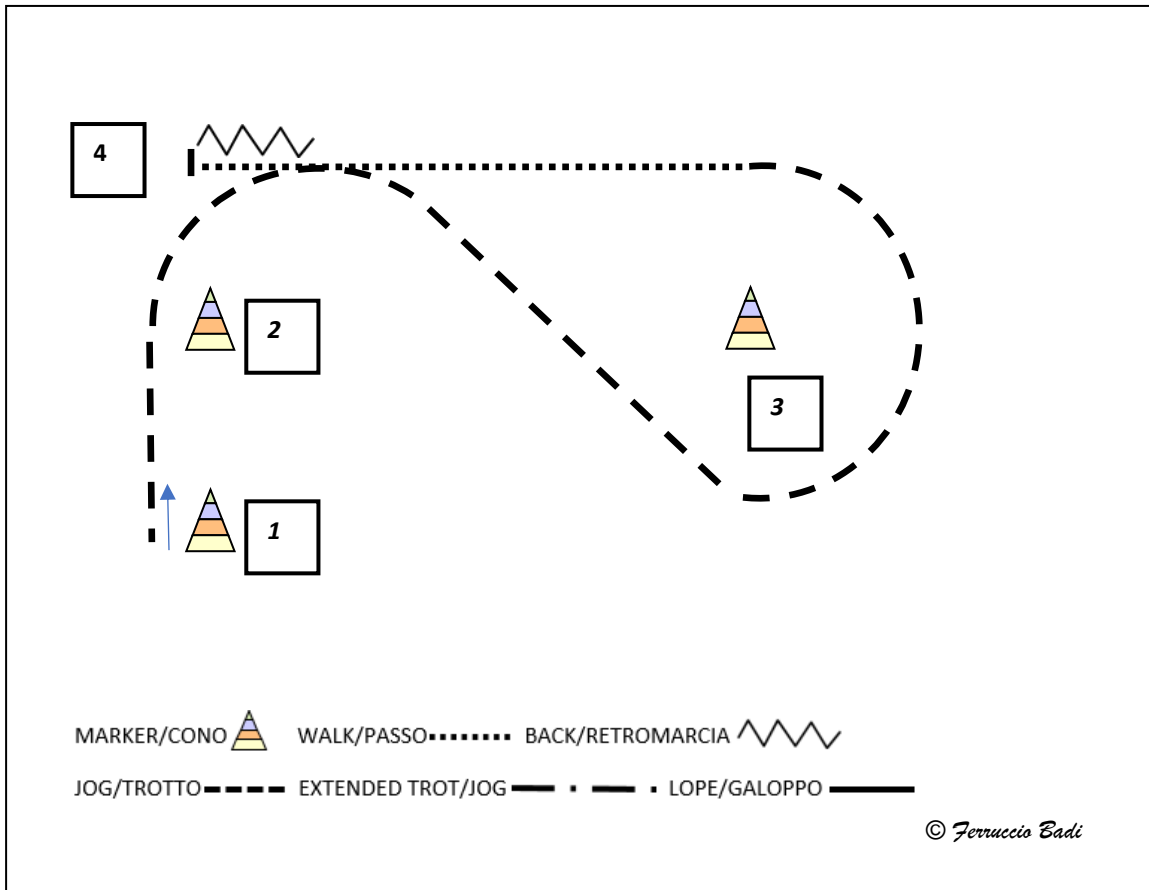
## # Pony and Beginner Horsemanship



### Pattern:

1. Pronti al marker 1 passo; ready at marker n°1, walk
2. Al marker trotto; at marker n°2, jog
3. Al marker 3 passo, stop ; at 3rd marker, walk, stop
4. Stop

## # Walk and trot Horsemanship



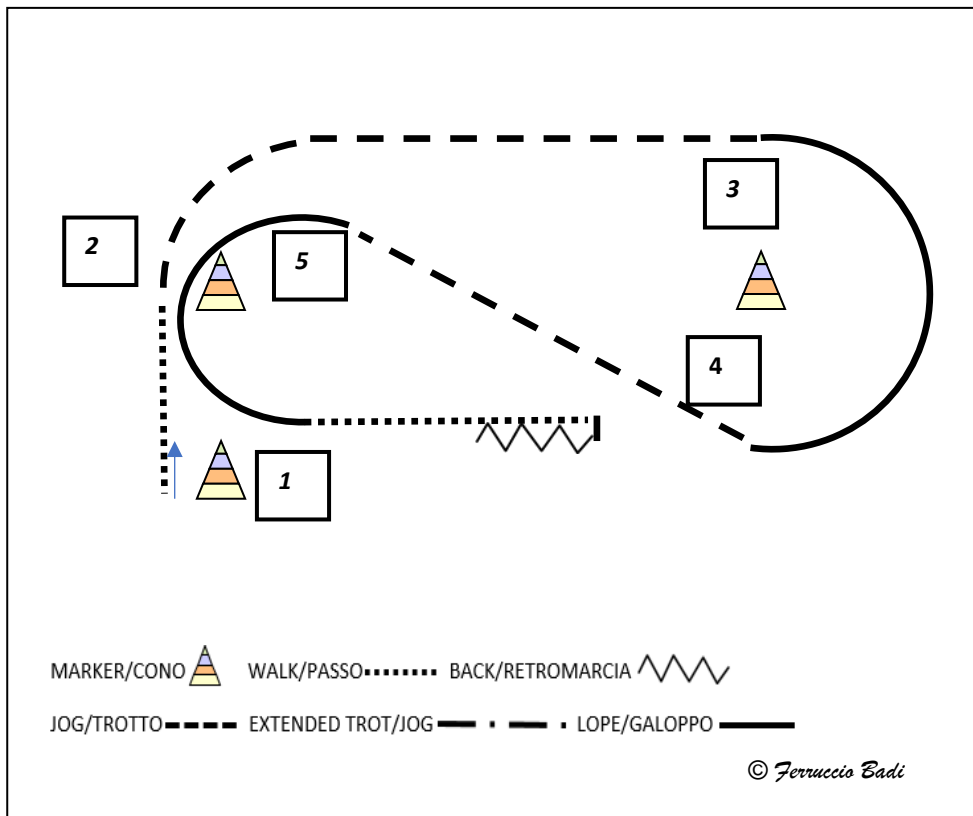
### Pattern:

1. Pronti al marker trotto; ready at marker n°1, jog
2. Al marker curvare; at marker turn
3. Superato il marker 3 passo ; pass the 3rd marker, walk,
4. Stop, Back 3m; stop, Back 3m-3,2 yard





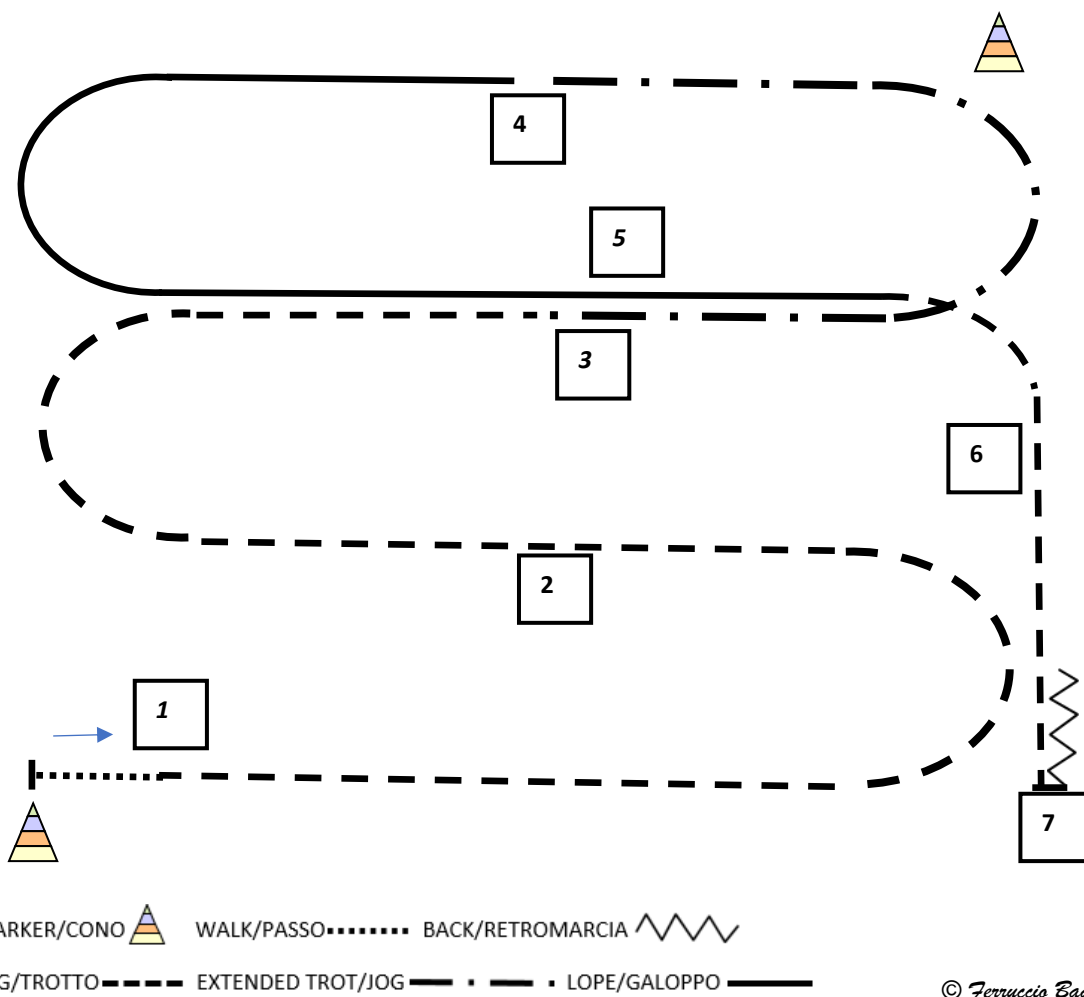
## # Novice Horsemanship youth and amateur



### Pattern:

1. Pronti al marker 1 passo; ready at marker n°1, walk
2. Al marker 2 trotto; at marker n°2, jog
3. Transizione al galoppo destro; transition at right lope
4. Trotto sulla diagonale; jog the diagonal
5. Galoppo sinistro; left lope
6. Rompere al passo, stop quando in linea con il marker, stop e back 4m; slow down at walk, stop and back up 4 m,

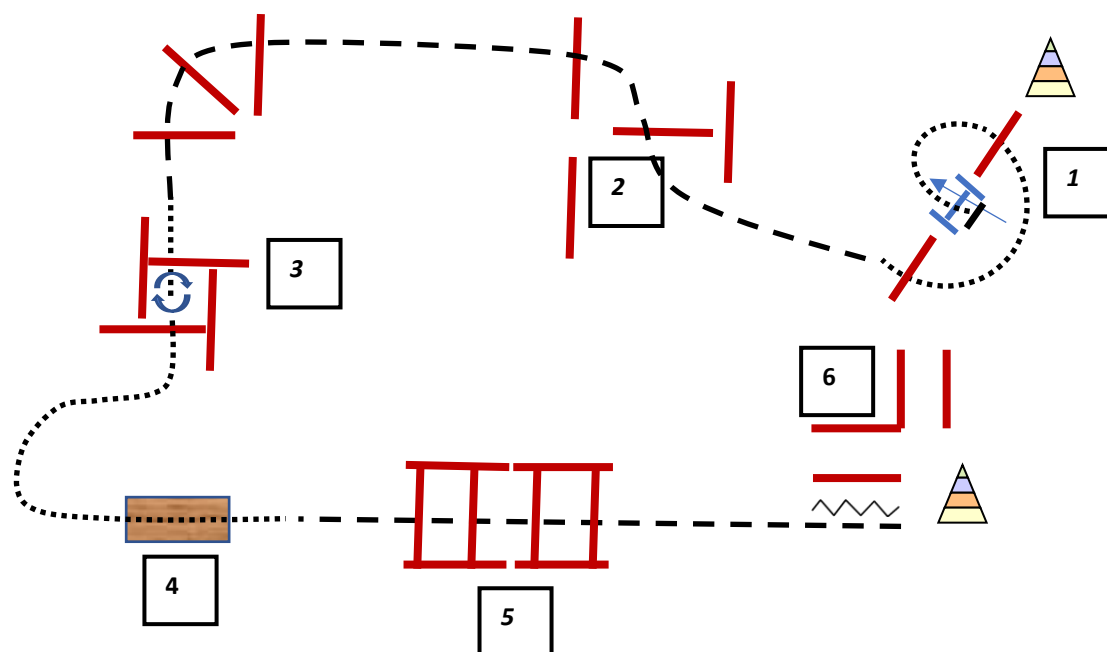
## # Hunt Seat Equitation (one class for all)





### Pattern:

1. **Passo, poi trotto battuto diagonale destro;** *Walk, right diagonal posted trot,*
2. **trotto battuto diagonale sinistro;** *left diagonal posted trot*
3. **Trotto allungato seduto;** *sit extended trot*
4. **Galoppo sinistro;** *left canter*
5. **Trotto seduto;** *sit trot*
6. **Stop and 4m back ;** *stop and 4m Back*

## # Trail a Mano; IN HAND TRAIL all classes



MARKER/CONO  WALK/PASSO..... BACK/RETROMARCIA   
 JOG/TROTTO - - - - - EXTENDED TROT/JOG - . - . - . LOPE/GALOPPO ———

© Ferruccio Badi

**1. Pronti al cancello passo e lavorare il cancello al passo, passo sulle barriere;** Ready to the gate, walk and work the gate, walk over the logs

Note: cancello: con corda largo 2,5m apertura a sinistra; gate: 2,5m wide rope gate, handle on the left

**2. Trotto sopra le barriere;** jog over the log

Note : barriere da 3 o 4 m del 10cm diametro, alla distanza di incrementi 90cm; logs: ¾m long x 10 cm diameter at the distance of 90cm (36 inches) increments

**3. Passo, box 360 a destra;** walk box right turn 360°

Note: box 2mx2m (79x79 inches)

**4. Ponte al passo;** walk the bridge

Note bridge/ponte: usare un tappeto in gomma oppure un ponte sicuro, use a rubber mat or a bridge, minimum size 18m x1m

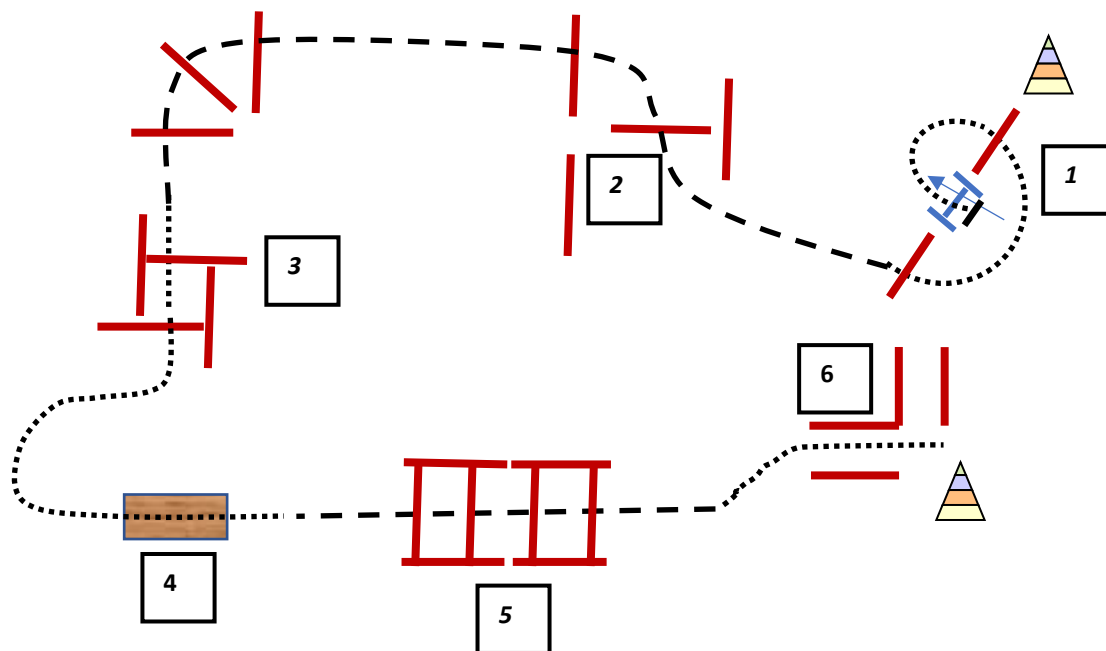
**5. Trotto sulle barriere;** jog over the logs



Note: barriere: 3 o 4m x 10cm diametro 1,8m di distanza ; logs 1,8m distances

**6. retro marcia 4m", stop;** back 4m, stop

Note back: entrare con il cavallo dentro lo spazio; enter with the horse the space

## # Pony and beginner Trail Horse



MARKER/CONO  WALK/PASSO..... BACK/RETROMARCIA   
 JOG/TROTTO----- EXTENDED TROT/JOG - . - . - . LOPE/GALOPPO ————

© Ferruccio Badi

1. Pronti al cancello passo e lavorare il cancello al passo, passo sulle barriere; Ready to the gate, walk and work the gate, walk over the logs (*solo entrare non chiudere; only enter do not close*)

2. Trotto sopra le barriere; jog over the log

Note : barriere da 3 o 4 m del 10cm diametro, alla distanza di incrementi 90cm; logs:  $\frac{3}{4}$ m long x 10 cm diameter at the distance of 90cm (36 inches) increments

3. Passo, sulle barriere walk over poles

Note: box 2mx2m (79x79 inches)

4. Ponte al passo; walk the bridge

Note bridge/ponte: usare un tappeto in gomma oppure un ponte sicuro, use a rubber mat or a bridge, minimum size 18m x1m

5. Trotto sulle barriere; Jog over the logs

Note: barriere: 3 o 4m x 10cm diametro 1,8m di distanza ; logs 1,8m distances

6. Entrare al passo e stop; enter at walk and stop

Note back: entrare con il cavallo dentro lo spazio; enter with the horse the space

## # TRAIL horse WALK and TROT

1. Pronti al cancello passo e lavorare il cancello al passo, passo sulle barriere; *Ready to the gate, walk and work the gate, walk over the logs*

*Note: cancello: con corda largo 2,5m apertura a sinistra; gate: 2,5m wide rope gate, handle on the left*

2. Retromarcia tra le barriere; *back between a part of BACK L*

*Note: barriere da 3 o 4 m 10cm diametro, alla distanza di 120cm; logs: ¾m long x 10 cm diameter at the distance of 120 cm each*

3. Trotto dal corridoio sulle barriere; *jog from the alley and over the logs*

*Note: barriere da 3 o 4 m 10cm diametro, alla distanza di 180cm; logs: ¾m long x 10 cm diameter at the distance of 180 cm each*

4. Ponte al passo; *walk the bridge*

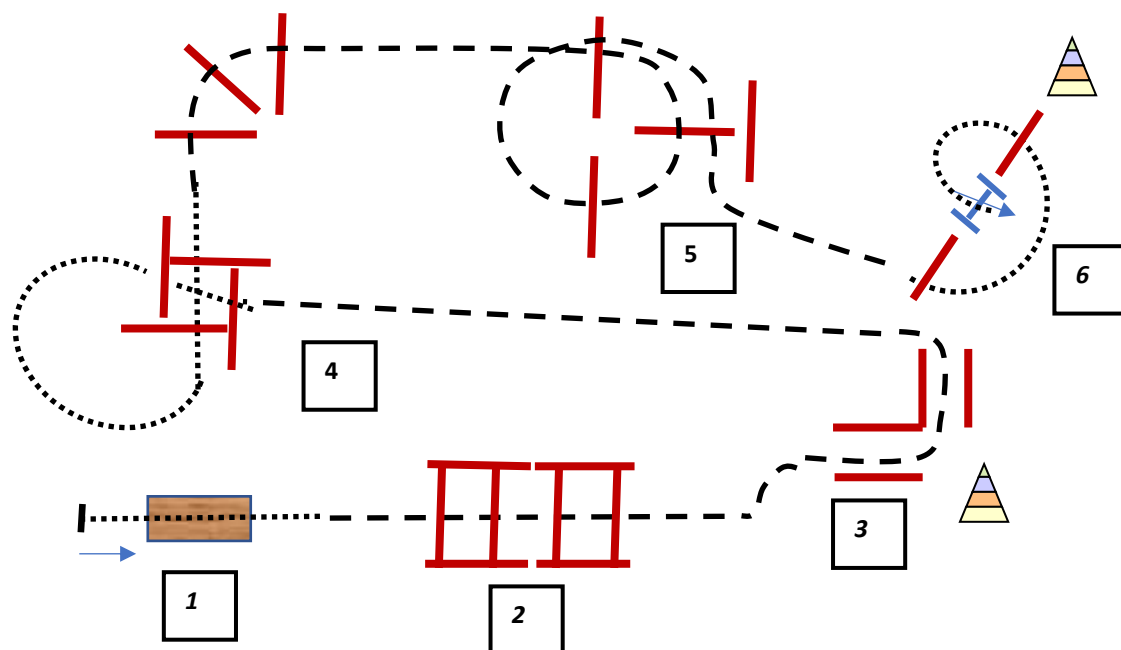
*Note: ponte: usare un tappeto in gomma oppure un ponte sicuro, use a rubber mat or a bridge, minimum size 1,8m x1m*




5. Box entrare al passo, 360° a sinistra, uscire al passo; *walk the box, 360° left turn and walk out,*

*Note: box: dimensioni 2m x 2m, size 2m x2m*

6. Galoppo destro attorno le barriere; *right lope around the logs*

7. Trotto sulle barriere, stop; *Jog over and stop*



MARKER/CONO  WALK/PASSO..... BACK/RETROMARCIA    
 JOG/TROTTO - - - - - EXTENDED TROT/JOG - . - . - . LOPE/GALOPPO ————

© Ferruccio Badi

**1. Passo e ponte al passo; walk the bridge**

*bridge/ponte: usare un tappeto in gomma oppure un ponte sicuro, use a rubber mat or a bridge, minimum size 18m x1m*

**2. Al trotto sulle barriere; jog over the logs**

*Note : barriere da 3 o 4 m, 10cm diametro, alla distanza di 180cm; logs: ¾m long x 10 cm diameter at the distance of 180 cm each*

**3. entrare nel corridoio; enter the alley**

*Note: corridoio largo 1,2m; alley 1,2m large*

**4. passo sulle barriere; walk over the 2 logs**

*Note box 2mx2m misure interne; box inside dimensions 2m x 2m*

**5. Trotto sulle barriere; jog over the logs**

**6. Passo sulle barriere e aprire e non chiudere il cancello; walk over the logs open and not close the gate**

## # Rookies Trail Horse

1. **Pronti al cancello passo e lavorare il cancello al passo, passo sulle barriere;** *Ready to the gate, walk and work the gate, walk over the logs*

*Note: cancello: con corda largo 2,5m apertura a sinistra; gate: 2,5m wide rope gate, handle on the left*

2. **Retromarcia tra le barriere;** *back between a part of BACK L*

*Note: barriere da 3 o 4 m 10cm diametro, alla distanza di 120cm; logs: ¾m long x 10 cm diameter at the distance of 120 cm each*

3. **Trotto dal corridoio sulle barriere;** *jog from the alley and over the logs*

*Note: barriere da 3 o 4 m 10cm diametro, alla distanza di 180cm; logs: ¾m long x 10 cm diameter at the distance of 180 cm each*

4. **Ponte al passo;** *walk the bridge*

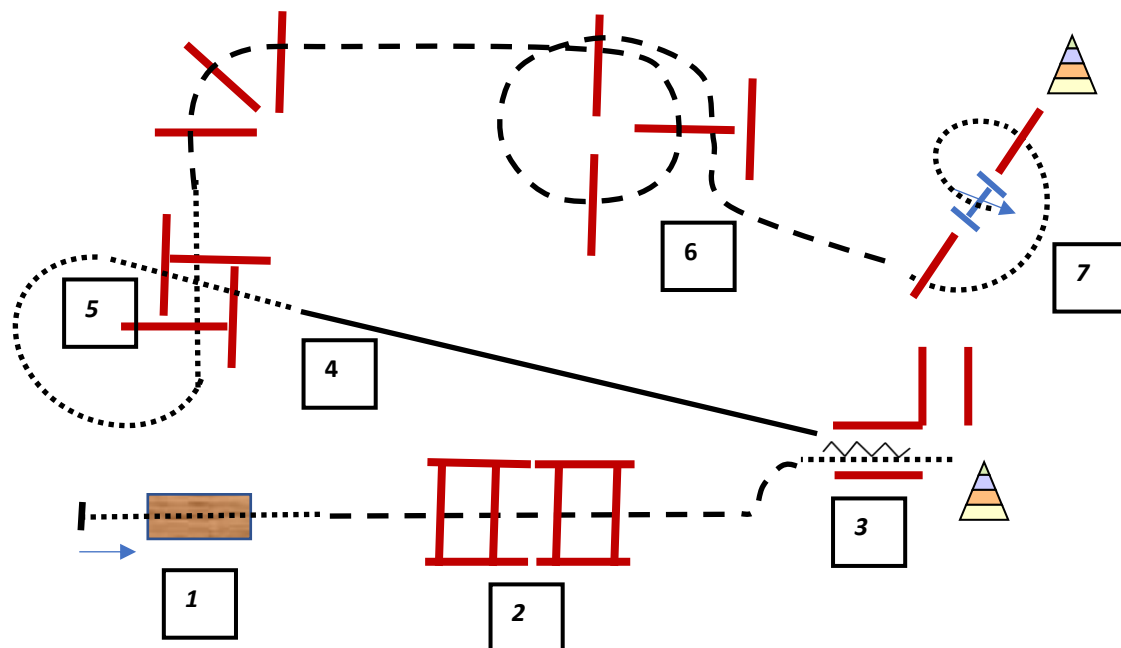
*Note: ponte: usare un tappeto in gomma oppure un ponte sicuro, use a rubber mat or a bridge, minimum size 1,8m x1m*



5. **Box entrare al passo, 360° a sinistra, uscire al passo;** *walk the box, 360° left turn and walk out,*

*Note: box: dimensioni 2m x 2m, size 2m x2m*

6. **Galoppo destro attorno le barriere;** *right lope around the logs*

7. **Trotto sulle barriere, stop;** *Jog over and stop*



MARKER/CONO  WALK/PASSO..... BACK/RETROMARCIA   
 JOG/TROTTO - - - - - EXTENDED TROT/JOG - . - . - . LOPE/GALOPPO ———

© Ferruccio Badi

**1. Passo e ponte al passo; walk the bridge**

*bridge/ponte: usare un tappeto in gomma oppure un ponte sicuro, use a rubber mat or a bridge, minimum size 18m x1m*

**2. Al trotto sulle barriere; jog over the logs**

*Note : barriere da 3 o 4 m,10cm diametro, alla distanza di 180cm; logs: ¾m long x 10 cm diameter at the distance of 180 cm each*

**3. entrare nel corridoio al passo e retro marcia; walk the alley back out**

*Note: corridoio largo 1,2m; alley 1,2m large*

**4. galoppo verso il quadrato, lope toward the box**

**5. passo sulle barriere; walk over the logs**

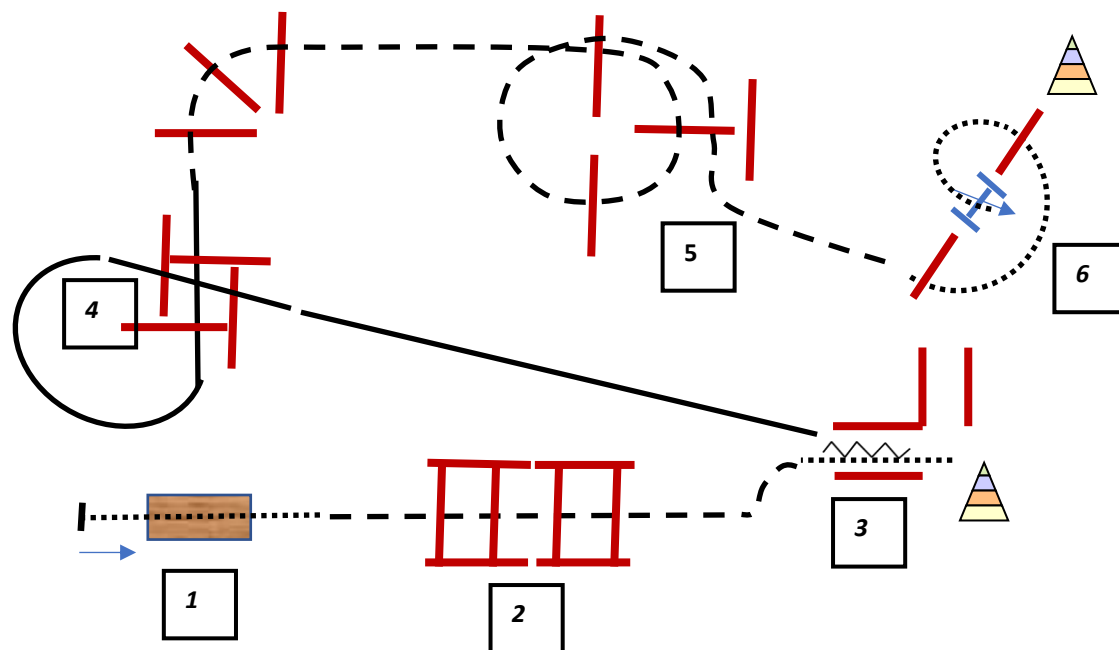
*Note box 2mx2m misure interne; box inside dimensions 2m x 2m*



**6. Trotto sulle barriere; jog over the logs**

**7. Passo sulle barriere e aprire e chiudere il cancello; walk over the logs open and close the gate**



## # Novice Trail Horse



MARKER/CONO  WALK/PASSO..... BACK/RETROMARCIA   
 JOG/TROTTO----- EXTENDED TROT/JOG - . - . - . LOPE/GALOPPO ———

© Ferruccio Badi

**1. Passo e ponte al passo; walk the bridge**

*bridge/ponte: usare un tappeto in gomma oppure un ponte sicuro, use a rubber mat or a bridge, minimum size 18m x1m*

**2. Al trotto sulle barriere; jog over the logs**

*Note : barriere da 3 o 4 m,10cm diametro, alla distanza di 180cm; logs: ¾m long x 10 cm diameter at the distance of 180 cm each*

**3. entrare nel corridoio al passo e retro marcia; walk the alley back out**

*Note: corridoio largo 1,2m; alley 1,2m large*

**4. galoppo e quadrato al galoppo, lope over the box**

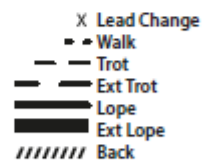
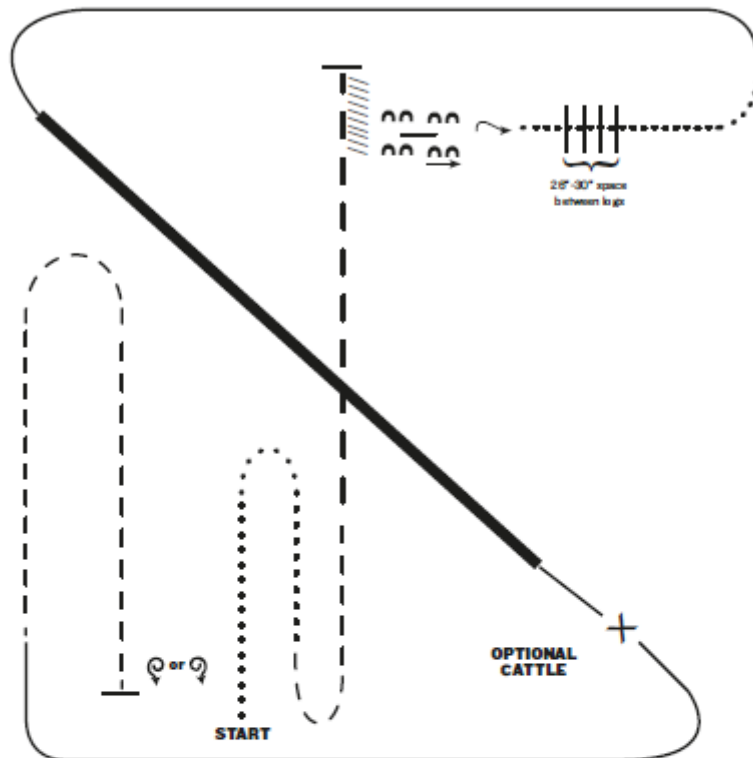
*Note box 2mx2m misure interne; box inside dimensions 2m x 2m*

**5. Trotto sulle barriere; jog over the logs**

**6. Passo sulle barriere e aprire e chiudere il cancello; walk over the logs open and close the gate**

# # RANCH RIDING all classes

Rookie il galoppo allungato non è richiesto/ no extended lope



1. Walk
2. Trot
3. Extended trot
4. Stop and back
5. Side pass over log right
6. 1/4 turn right, walk over logs
7. Walk
8. Lope left lead
9. Extended lope (left lead)
10. Collect lope, change leads (simple or flying)
11. Lope right lead
12. Trot
13. Stop, one 360 degree turn either direction

Note: The drawn description of this pattern is only intended for the general depiction of the pattern. Exhibitors should utilize the arena space to best exhibit their horses.

---

## ***Gioca a cavallo!***

*Prime prove Western e non solo per scaldare il vostro inverno...*

*Az. Agricola Il Pivione FEBBRAIO 6 - 27 carnevale in maschera*

*Az. Agricola Badi Farm MARZO 13 - 20 - 27*

*FM Horse Dream Farm APRILE 3 - 10*

### ***Programma tipo:***

- *Morfologia (western & Inglese)*
- *Showmanship (western & Inglese)*
- *Horsemanship (western & Inglese)*
- *Hunt Seat Equitation (Inglese)*
- *Hunter Under Saddle (Inglese) tipo W.P.*
- *In Hand Trail (western & Inglese)*
- *Trail Horse (western & Inglese)*
- *Ranch Riding (western)*
- *Ed evento a scelta tra: easy mountain trail, western dressage, gimcana*